



Danish Crown

# Together, we are creating a more sustainable future for food


Danish Crowns mål for det fremtidige arbejde med klima og miljø på grisekød



Every day, we deliver vital proteins and nutritionally balanced and tasty food to millions of people worldwide. The need for food will continue to increase.

In 2050, the world population is expected to approach 10 billion. This is nearly 2 billion more people than today, and the UN foresees a 100% increase in demand for protein.





Sustainability is about ...

# Tomorrow's climate and environment

Our aim is to supply our customers with the most sustainable meat in the world.

---

## Our 2030-goal

Danish Crown will reduce our greenhouse gas emission by 50 %

---

## Our 2050-vision

Danish Crown's meat production is climate neutral (net zero).

# We will speed up our sustainability efforts over the coming years

Science Based Targets initiative

Life cycle assessment

The Climate Track




# Data flow intro the LCA model

***ALL in the scope in 2025***

## Value Chain Scope of LCA model:

Country	FARMing* 14 productions	Logistic	Abattoirs	Logistic	Processing	Logistic	Strategic Products
Denmark	Pork Beef	Yes	Yes	Yes	Yes	Yes	<ul style="list-style-type: none"> <li>• Bacon</li> <li>• Toppings</li> <li>• Pepperoni</li> <li>• Snack</li> <li>• Ready meals</li> <li>• Convenience (incl. Soups)</li> </ul>
Sweden	Pork Beef	Yes	Yes	Yes	Yes	Yes	
Germany	Pork Beef	Yes	Yes	Yes	Yes	Yes	
Poland	Pork Beef	Yes	Yes	Yes	Yes	Yes	

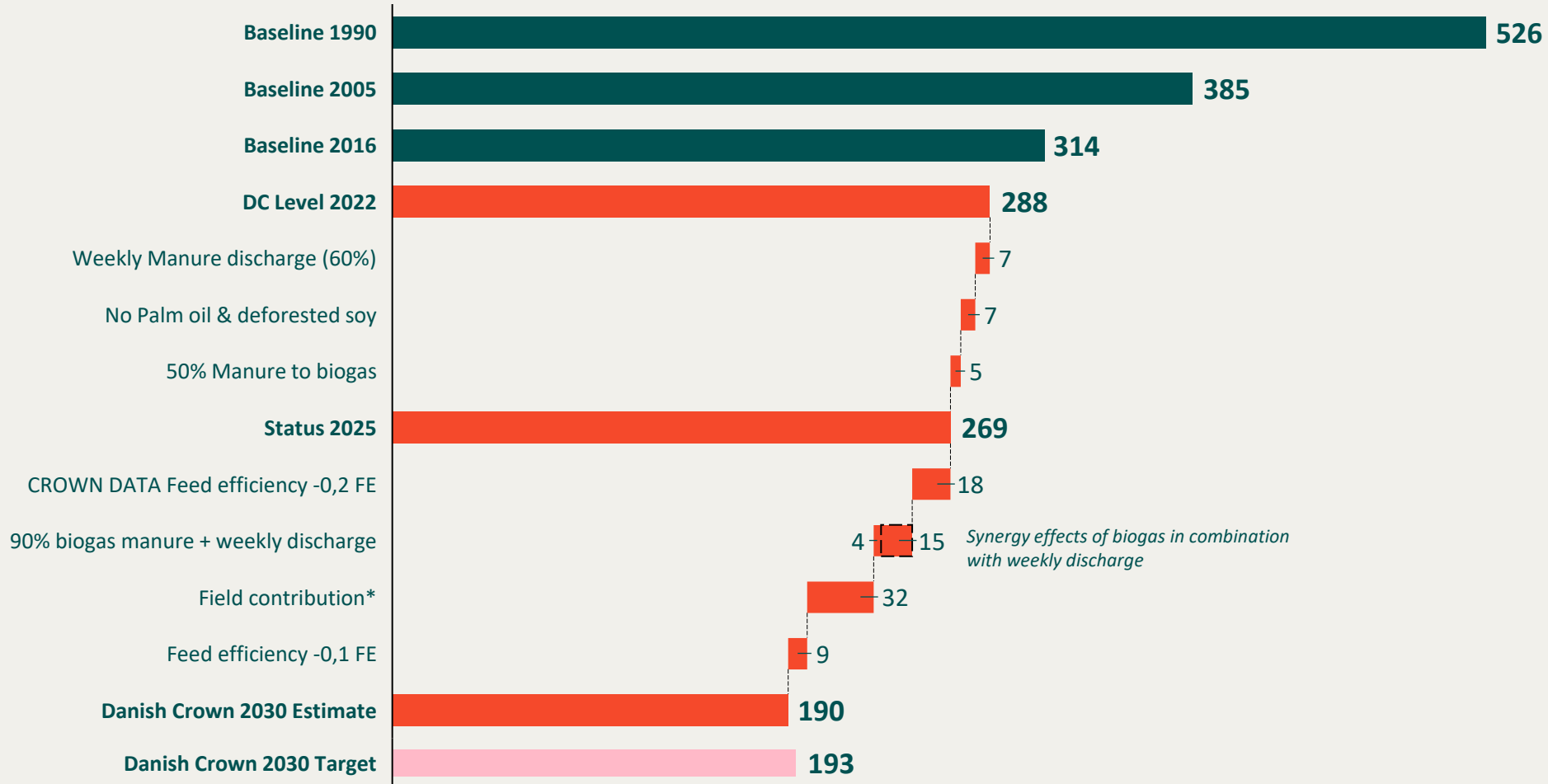
- Additionally, all relevant information from abattoirs, processing plants, packaging and logistics providers will be collected and included in the LCA calculation from farm-to-fork
- With a comprehensive data foundation of the supply chain, selected products can be sold with a complete climate footprint tag (kg. Co2 equivalents per kg.)





# Roadmap to 2030 (Scenario)

Kg. CO2 eq/Slaughter Pig LW @ farm gate (DK)

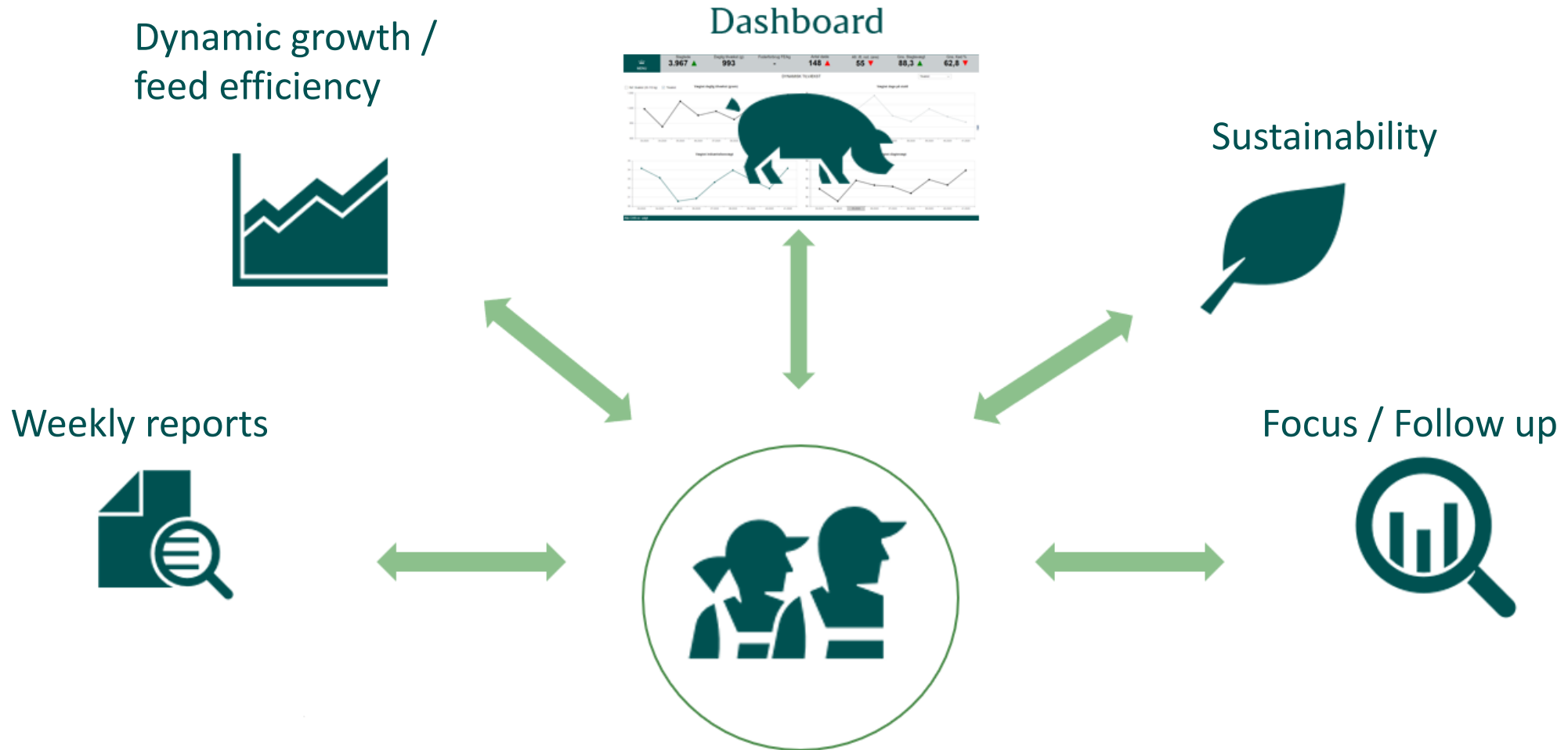


Co2 eq/pig 1990, 2005, 2016 based on Aarhus University reports.

DC level 2022 based on DK Danish Crown Farmers and slaughter data. Updated April 2022.

\*nitrification inhibitors, "Green fertilizer", biochar & N2O reductions in the field (Zero Emission Project).

# Digital tools for production optimization





Slagtede  
**1,535** ▼

Daglig tilvækst (g)  
**1100**

Foderforbrug FE/kg

Antal døde

Afr. ift. not. (øre)  
**21** ▲

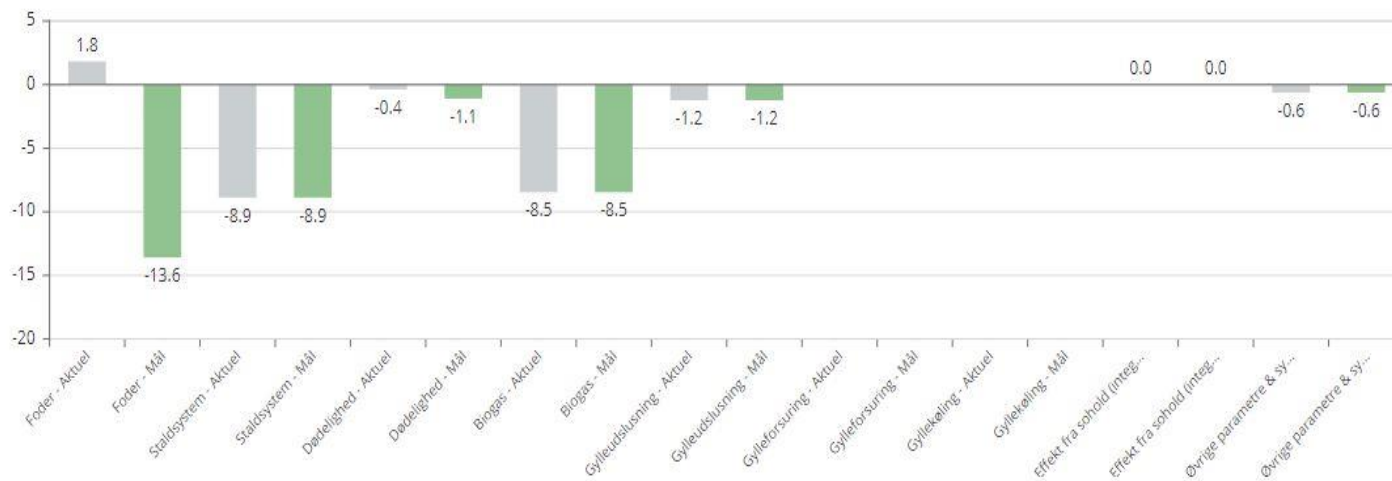
Gns. Slagtevægt  
**84.8** ▼

Gns. Kød %  
**62.2** ▼

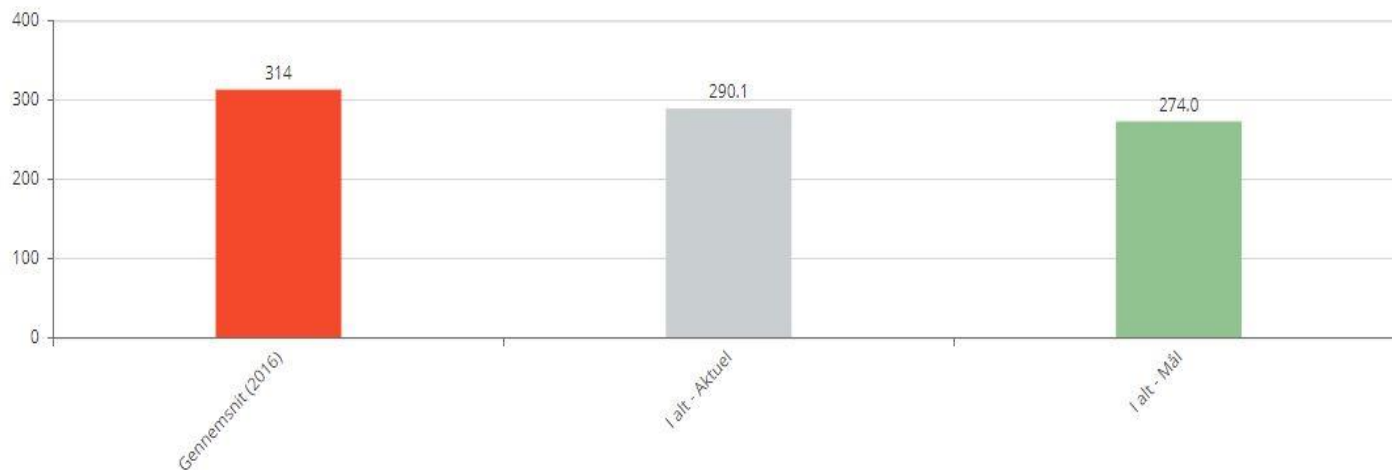
Se videoguide til opdateret bedriftsberegning

## CO2 reduktioner (kg/gris)

Tryk her for at se samlede data



## CO2 pr. gris (kg/gris)



År for data: 2020

Stipladser, søer

Producerede, pattegrise (0-7kg)

Stipladser, smågrise

Producerede, smågrise (7-30kg)

Stipladser, slagtegrise

Producerede, slagtegrise

Grise/årsso

Dødelighed søer

FE/årsso

Dødelighed smågrise (7-30 kg.)

Dødelighed slagtegrise

FE/kg tilvækst smågrise

FE/kg tilvækst slagtegrise

Uger mellem gylleudslusning sostald

Uger mellem gylleudslusning smågrisestald

Uger mellem gylleudslusning slagtegrisestald

Gylleforsuring (stipladser)

Gyllekøling (stipladser)

Andel biogas (%)

CO2 reduktioner sammenlignet med gennemsnit fra 2020 for den aktuelle produktion og opsatte

**Gennemsnit (2020)**

Foder

Staldsystem

Dødelighed

Biogas

Gylleudslusning

Gylleforsuring

Gyllekøling

Effekt fra sohold (integrerede producenter)

Vekselvirkninger (positiv/negativ)

**I alt**

Aktuelt (2020)

Mål (2020)

	Aktuelt (2020)	Mål (2020)
Stipladser, søer		
Producerede, pattegrise (0-7kg)		
Stipladser, smågrise		
Producerede, smågrise (7-30kg)		
Stipladser, slagtegrise	1,800	
Producerede, slagtegrise	6,000	
Grise/årsso		
Dødelighed søer		
FE/årsso		
Dødelighed smågrise (7-30 kg.)		
Dødelighed slagtegrise	3.0	
FE/kg tilvækst smågrise		
FE/kg tilvækst slagtegrise	2.79	
Uger mellem gylleudslusning sostald		
Uger mellem gylleudslusning smågrisestald		
Uger mellem gylleudslusning slagtegrisestald	2.0	
Gylleforsuring (stipladser)		
Gyllekøling (stipladser)		
Andel biogas (%)	100.0	
<b>Gennemsnit (2020)</b>	<b>308</b>	
Foder	1.8	
Staldsystem	-8.9	
Dødelighed	-0.4	
Biogas	-8.5	
Gylleudslusning	-1.2	
Gylleforsuring		
Gyllekøling		
Effekt fra sohold (integrerede producenter)	0.0	
Vekselvirkninger (positiv/negativ)	-0.6	
<b>I alt</b>	<b>290.1</b>	



# Dynami

Week 3 - 538 C

# umption rate

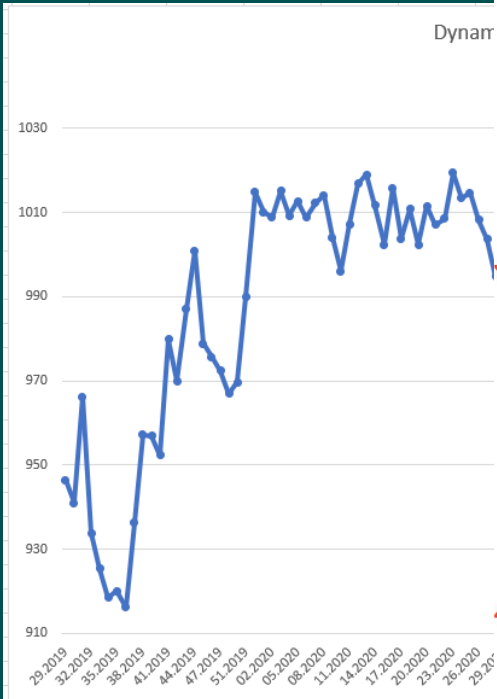
numbers - 13.335 pigs



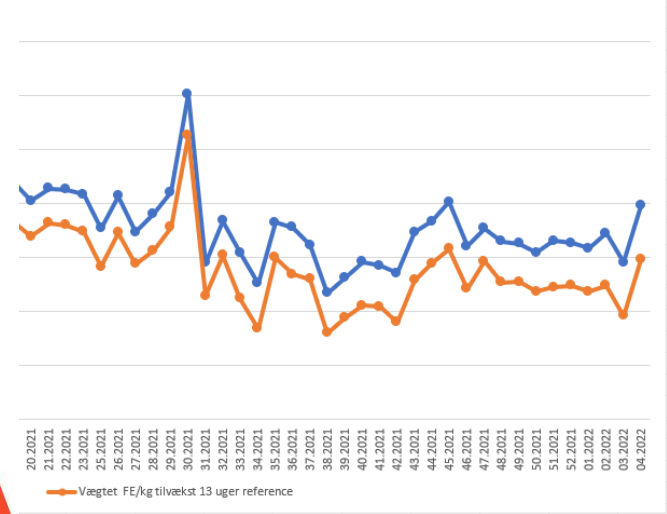
# Danish Crown

# DATA

# Powered by IQinAbox



- 13 uger - Danish Crown



# Slurry supplied to biogas

From 25% to 100% slurry supplied to biogas

## Environment and climate gain

- 15 kg. co2e/finished pig
- Methane emissions is reduced with 40% compared to slurry which is not degassed

## Economic gain / cost

- Degassed slurries nutrients is more absorbable to plants
- Fewer tons of slurry returned but still the same amount of nitrogen
- The biogas plant can storage some of the slurry and return it when needed and where its needed
- Biogas removes biomass from slurry
- Potential loss of money with biogas if the supplied slurry has more nutrients than the degassed slurry
- Potentielt op til 40% tab af ammonium ved forkortet reaktortid og mindre udnyttet N. Stil krav til biogasanlægget!

## Social / animal welfare

- Fewer odor nuisances when applying degassed slurry
- Contributes to the transition to clean energy



# Our 2050 vision

## Help from Science

- Carbon farming.
- Carbon capture.
- Improved reuse of nitrogen and phosphor.
- Local grown proteins.
- Improved use of synthetic amino acids.
- New technologies to lower emissions from barns, pigs and slurry
- **Incitements structures.**



A future where our meat will be  
climate-neutral (net-zero).



An aerial photograph of a lush green pasture. A herd of cows of various colors (brown, white, black) is scattered across the field, grazing. The pasture is bordered by a dense line of tall green trees on the left and top. In the bottom left corner, there are several round hay bales. The overall scene is peaceful and rural.

**Together, we are creating  
a more sustainable future  
for food**