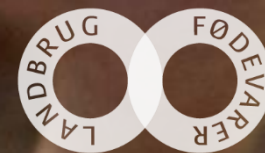


BIOSECURITY in a practical manner

Anette Grodt Jessen, Senior Veterinarian, Veterinary & Quality Services
Björn Lorenzen, Chief Consultant, DVM, Veterinary & Quality Services

Landbrug & Fødevarer
Sektor for Gris




Noget at leve af. Noget at leve for.



This presentation

- Play about external biosecurity
- What did we learn from the play?
- Human experiences?
- Pigs in and out of farms – how to do it
- Wash
- Survival of bacteria and virus
- Internal biosecurity
- African Swinefever and travelling
- Take Home Messages



Where did it go wrong?



- The employee should have said
- Lock the door
- No access after visiting herds with a lower SPF status
- Do not bring own tools, pen, mobile phone, clothing and socks into the herd
- Only necessary tools after disinfection and down time
- Do not bring food into the herd area
- No access before down time after visits to Swine Fever areas
- Wash hands thoroughly before using disinfection with alcohol
- Use paper towels only
- Change from own clothes to the herd's clean clothes, socks and boots



Noget at leve af. Noget at leve for.



External biosecurity

Always aim for the highest level of biosecurity no matter whether your status is Unknown or SPF

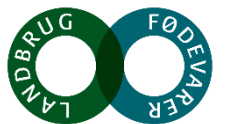
- We want to keep the infections out
- Increasing threat from African Swine Fever (ASF)
- Make demands to visitors, employees and cooperation partners
 - Transporters, feed and semen suppliers
- Isolation facilities for gilts





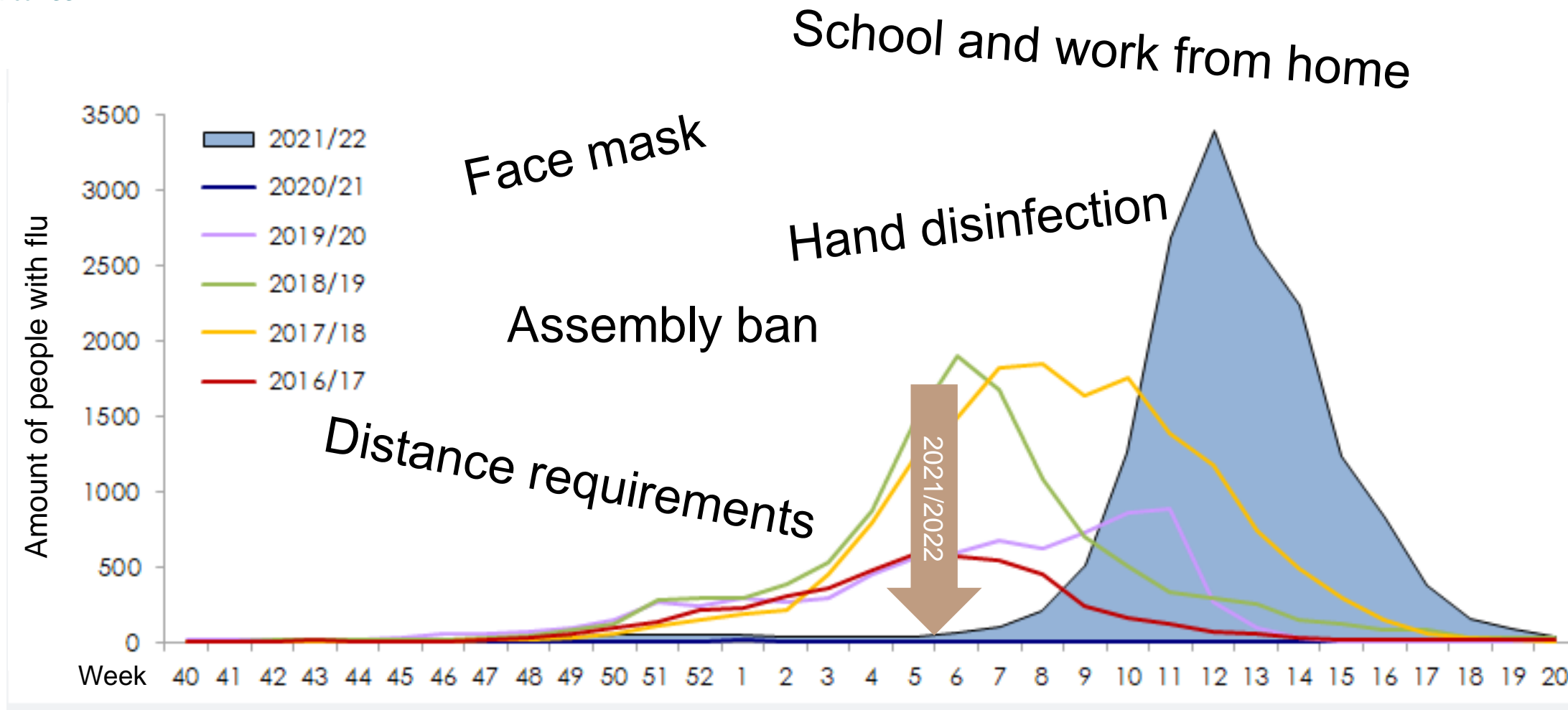
Human experiences?

Noget at leve af. Noget at leve for.




Absence of flu in season 21/22

Source: SSI




Noget at leve af. Noget at leve for.





How to receive and deliver pigs from farms

Noget at leve af. Noget at leve for.




Quarantine room / isolation facility for gilts

- Separate room / farm
- Must be locked
- Separate staff entrance for hand wash and change of clothes and boots
- Separate ventilation and slurry systems
- Easy to clean
- Purpose?



Delivery

- Check Wash certificate and hygiene of the vehicle before it drives to the ramp
 - Preferably some distance from the herd area
- Ramps must be washed with soap after use and disinfected before next use
- When are they clean enough?



Noget at leve af. Noget at leve for.



WASH



Noget at leve af. Noget at leve for.



How to wash correctly

- Remove all visible dirt
- High pressure cleaner
 - Use soap and hot water
- Disinfection
- Dry out



Noget at leve af. Noget at leve for.

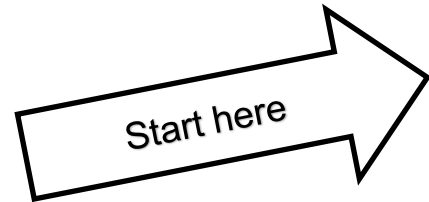




Internal biosecurity

Follow the path of the pig

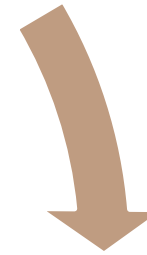
ALWAYS go from smaller to bigger pigs




Piglet




Weaners




Finisher



young
gilt/breeding
animals



Pregnant
Sow



Noget at leve af. Noget at leve for.



Internal biosecurity

- NEVER move pigs backwards in the system
- KILL ill or sick pigs that do not stand a chance
 - Spend your time on those you can save



Noget at leve af. Noget at leve for.



Internal biosecurity

- All in / all out (2-3 days for washing, disinfection and drying out) between groups
- ALWAYS change needle between litters and pens
- WASH boots, hands and equipment often
- WASH clothes every day after use



Biosecurity

- SHOWER before you go home
- STAY at home if you have symptoms of influenza
 - We strongly recommend influenza vaccination!!



Noget at leve af. Noget at leve for.



Biosecurity at a national level

- African Swine Fever and travelling



After contact to pigs abroad



Drive directly home – take a shower – wash clothes at 60 °C, wash and disinfect footwear – shoes remain in your private home

Keep a 24-hour down time before entering the pig unit

No food from abroad – why?

Survival of African Swine Fever



Noget at leve af. Noget at leve for.

- **Several years in frozen / fresh meat**
- 1 year in salted or smoked meat
- 5 months in chilled fresh meat
- 4 months in salted, fermented salami

- **More than 8 years** in test tubes with blood
- 3-6 months in blood on surfaces
- 6 months in manure
- 2 months in urine



How African Swine Fever spreads



Avoid

African swine fever
Afrikanischen Schweinepest
Afrykańskiego pomoru świń
Pesta porcină africană
Африканской чумы свиней

 Be aware not to bring food or dirty boots near farms
 Bitte bringen Sie keine Lebensmittel oder schmutzigen Schuhe mit in die Nähe von Bauernhöfen.
 Nie wolno wnosić jedzenia ani wchodzić w brudnym obuwiu na teren gospodarstw rolnych
 Nesīnēskite maisto ir purvinu batu pie fermu
 Запрещено находиться вблизи фермы с едой или в грязной обуви

Ministeriet for Fødevarer, Landbrug og Fiskeri
Fødevarestyrelsen

Landbrug & Fødevarer

- Wild boar: 2- 3 km per month
- Humans: > 100 km at a time
- Left over food
- Garbage bins
- Swill feeding

Noget at leve af. Noget at leve for.



Take Home Messages (1/2)

- Be critical when receiving guests – down time
- Follow the biosecurity rules for entrance to farm areas
- Lock on the door
- Wash of trucks, delivery rooms and ramps have high priority

Take Home Messages (2/2)

- Gilts should go through isolation facilities before entering the farm
- Bacteria and virus can survive for a long time
- Always from smaller to bigger pigs
- African Swine Fever IS A REAL THREAT